


Converting Horse Manure into Heat


Many people own horses, and as we know horses produce an excessive amount of manure. Most dispose of manure by composting and using it as fertilizer, however, there is another method that is quite unique. It is recommended by UConn Animal Science students that the steps below from Backwoods Magazine can help you create a storage friendly heat source for the winter months using your horse's manure, which has no smell at all!

Original Source: Backwoods Magazine, Your Manure Pile — For Fuel, Fertilizer, and Maybe Even Improved Water Quality, You May Need Look No Further, By Rev. J.D. Hooker

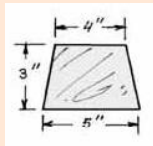
Building the Box



Step 1: Cut two 4" x 10" pieces of wood



Step 2: Cut two 3" x 10" pieces of wood



Step 3: Cut two 4" x 3" x 5" pieces of wood



Step 4: Finally, put together the pieces, nailing them into place

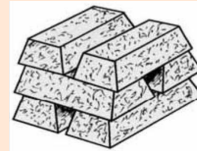
Packing the Box



Step 1: Pack manure into the box (your mold) using a booted foot



Step 2: Using a mallet, remove the brick from the mold.



Step 3: Place bricks in a covered area away from the elements to dry. This step will take a few weeks, but once it's finished, you have easy to move fire fuel!